

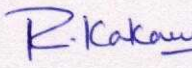




Compliance under Regulation 33 of Securities and Exchange Board of India (Listing Obligations and Disclosure Requirements) Regulations, 2015

FORM A (for audit report with unmodified opinion) Standalone

1.	Name of the company	Mishtann Foods Limited
2.	Annual financial statements for the year ended	31 st March, 2016
3.	Type of Audit observation	Un Qualified
4.	Frequency of observation	N.A.
5.	To be signed by-	
	1. Mr. Hiteshkumar Patel CEO/Managing Director	
	2. Mr. Ravikumar G. Patel CFO	
	3. Mr. Rahul Kakani Proprietor/Partner Membership No.132796 For, Rahul Kakani & Associates, Chartered Accountants Firm Regi.No :130198W	 
	4. Mr. Bhaveshkumar Patel Audit Committee Chairman	



MISHTANN FOODS LIMITED
 Regd. Office: C/808, Ganesh Meridian, Opp. Gujarat High Court,
 S.G Highway, Ahmedabad- 380060
 CIN : L26940GJ1981PLC004170
 Tel No.: 079-40023116/ 40033116
 Website: www.mishtann.com/ Email: cs@mishtann.com

2. Annexure-IX of Clause 41

Standalone Statement of Assets and Liabilities		(Rs. in Lakhs)	
Particulars	As at (current year end (31/03/2016)	As at (previous year end (31/03/2015)	
A	EQUITY AND LIABILITIES		
1	Shareholders' funds		
	(a) Share capital	1,001.6	1,001.6
	(b) Reserves and surplus	43.2	3.8
	(c) Money received against share warrants	-	-
	Sub-total - Shareholders' funds	1,044.8	1,005.4
2	Share application money pending allotment	-	-
3	Minority interest *	-	-
4	Non-current liabilities		
	(a) Long-term borrowings	2,815.6	303.9
	(b) Deferred tax liabilities (net)	1.7	-
	(c) Other long-term liabilities	-	-
	(d) Long-term provisions	-	-
	Sub-total - Non-current liabilities	2,817.4	303.9
5	Current liabilities		
	(a) Short-term borrowings	-	-
	(b) Trade payables	541.6	33.8
	(c) Other current liabilities	147.9	2.8
	(d) Short-term provisions	15.2	1.6
	Sub-total - Current liabilities	704.7	38.2
	TOTAL - EQUITY AND LIABILITIES	4,566.8	1,347.6
B	ASSETS		
1	Non-current assets		
	(a) Fixed assets	943.5	170.8
	(b) Goodwill on consolidation *	-	-
	(c) Non-current investments	-	-
	(d) Deferred tax assets (net)	-	-
	(e) Long-term loans and advances	74.3	0.9
	(f) Other non-current assets	399.8	338.0
	Sub-total - Non-current assets	1,417.6	509.7
2	Current assets		
	(a) Current investments	54.0	-
	(b) Inventories	1,381.2	503.5
	(c) Trade receivables	1,681.7	-
	(d) Cash and cash equivalents	14.6	264.9
	(e) Short-term loans and advances	17.8	69.5
	(f) Other current assets	-	-
	Sub-total - Current assets	3,149.3	837.9
	TOTAL - ASSETS	4,566.8	1,347.6

* Applicable in the case of consolidated statement of assets and liabilities.

Place : Ahmedabad
 Date : 13/05/2016



By Order of the Board of Directors

For, Mishtann Foods Limited

Hiteshkumar G. Patel

DIN: 05340865

MD/Director

PART I

Statement of Standalone Audited Results for the Quarter and Year Ended 31/03/2016

(Rs. in Lakhs)

Particulars	Standalone Quarter Ended			Standalone Year Ended		Consolidated Year Ended	
	3 months ended (31/03/2016)	Preceding 3 months ended (31/12/2015)	Corresponding 3 months ended (31/03/2015)	Year to date figures for current period ended (31/03/2016)	Year to date figures for the previous year ended (31/03/2015)	Current year ended (31/03/2016)	Previous year ended (31/03/2015)
	Audited	(Unaudited)	(Audited)	(Audited)	(Audited)	(Audited)	(Audited)
(Refer Notes Below)							
1 Income from operations							
(a) Net sales/income from operations (Net of excise duty)	5680.48	4075.08	21.32	11562.66	22.44	12078.35	291.83
(b) Other operating income	6.06	0.21	0.14	6.38	0.14	6.38	0.53
Total income from operations (net)	5686.54	4075.29	21.46	11569.04	22.58	12084.73	292.36
2 Expenses							
(a) Cost of materials consumed	5605.32	4741.39	515.18	12111.82	515.18	12575.98	754.09
(b) Purchase of stock-in-trade	0.00	0.00	0.00	0.00	0.00	0.00	0.00
(c) Changes in inventories of finished goods, work-in-progress and stock-in-trade	(35.81)	(752.90)	(503.51)	(877.69)	(503.51)	(877.69)	(503.51)
(d) Employee benefits expense	(10.32)	3.85	0.00	20.78	0.01	28.46	11.70
(e) Depreciation and amortisation expense	97.32	0.00	0.00	97.32	0.00	126.77	1.24
(f) Other expenses (Any item exceeding 10% of the total expenses relating to continuing operations to be shown separately)	57.29	73.31	4.86	160.50	5.47	170.70	22.79
Total expenses	5713.80	4065.65	16.53	11512.73	17.15	12024.22	286.31
3 Profit / (Loss) from operations before other income, finance costs and exceptional items (1-2)	(27.26)	9.64	4.93	56.31	5.43	60.51	6.05
4 Other income	0.00	0.00	0.00	0.00	0.00	0.00	0.00
5 Profit / (Loss) from ordinary activities before finance costs and exceptional items (3 + 4)	(27.26)	9.64	4.93	56.31	5.43	60.51	6.05
6 Finance costs	0.00	0.00	0.00	0.00	0.00	0.00	0.00
7 Profit / (Loss) from ordinary activities after finance costs but before exceptional items (5 + 6)	(27.26)	9.64	4.93	56.31	5.43	60.51	6.05
8 Exceptional items	0.00	0.00	0.00	0.00	0.00	0.00	0.00
9 Profit / (Loss) from ordinary activities before tax (7 + 8)	(27.26)	9.64	4.93	56.31	5.43	60.51	6.05
10 Tax expense - Provision for taxation	13.93	2.98	1.63	16.91	1.63	18.04	1.84
11 Net Profit / (Loss) from ordinary activities after tax (9 + 10)	(41.19)	6.66	3.30	39.40	3.80	42.47	4.21
12 Extraordinary items	0.00	0.00	0.00	0.00	0.00	0.00	0.00
13 Net Profit / (Loss) for the period (11 + 12)	(41.19)	6.66	3.30	39.40	3.80	42.47	4.21
14 Share of profit / (loss) of associates*	0.00	0.00	0.00	0.00	0.00	0.00	0.00
15 Minority interest *	0.00	0.00	0.00	0.00	0.00	0.00	0.00
16 Net Profit / (Loss) after taxes, minority interest and share of profit / (loss) of associates (13 + 14 + 15) *	(41.19)	6.66	3.30	39.40	3.80	42.47	4.21
17 Paid-up equity share capital (Face Value of the Share shall be indicated)	1001.61	1001.61	1001.61	1001.61	1001.61	1001.61	1001.61
18 Reserve excluding Revaluation Reserves as per balance sheet of previous accounting year	0.00	0.00	0.00	0.00	0.00	0.00	0.00
19.i Earnings per share (before extraordinary items) (of Rs. /- each) (not annualised):							
(a) Basic	(0.04)	0.07	0.03	0.39	0.04	0.42	0.04
(b) Diluted	0.00	0.00	0.00	0.00	0.00	0.00	0.00
19.ii Earnings per share (after extraordinary items) (of Rs. /- each) (not annualised):							
(a) Basic	(0.04)	0.07	0.03	0.39	0.04	0.42	0.04
(b) Diluted	0.00	0.00	0.00	0.00	0.00	0.00	0.00

See accompanying note to the financial results

* Applicable in the case of consolidated results.

- Notes:**
- The Consolidated and Stand Alone results of the Company for the quarter ended on 31 March, 2016 have been reviewed by the Audit Committee and taken on record by Board of Directors at their meeting held on 13.05.2016.
 - Both Consolidated and Standalone financial results have been submitted to Bombay Stock Exchange Accounting Standard 17.
 - The Equity Shares of the Company are listed on BSE Limited.
 - The figures for the quarter ended March, 2016 and March 2015 are the balancing figures between audited figures in respect of the full financial year.
 - Figures of the previous quarter have been regrouped wherever necessary.


Place : Ahmedabad
 Date : 13/05/2016



By Order of the Board of Directors
 For, Mishtann Foods Limited

Hiteshkumar S. Patel
 DIN: 05340865
 MD/Director

Director



Rahul Kakani & Associates

Chartered Accountants

Office Address: - 401, M.V. House, Opp. Hatisingh Jain Temple, Shahibaug Road, Shahibaug,
Ahmedabad - 380 004. (Mo. No. - 80004 35262), E-mail ID- carahulkakani@gmail.com

Auditor's Report On Quarterly Financial Results and Year to Date Results of the Company Pursuant to the Regulation 33 of the SEBI (Listing Obligations and Disclosure Requirements) Regulations, 2015

**INDEPENDENT AUDITOR'S REPORT
TO BOARD OF DIRECTORS OF MISHTANN FOODS LIMITED**

1. We have audited the quarterly financial results of **Mishtann Foods Limited** ("the company") for the quarter ended 31st March, 2016 and the year to date results for the period 01st April, 2015 to 31st March, 2016 attached herewith, being submitted by the company pursuant to the requirement of Regulation 33 of the SEBI (Listing Obligations and Disclosure Requirements) Regulations, 2015. These quarterly financial results as well as the year to date financial results have been prepared on the basis of the interim financial statements, which are the responsibility of the company's management. Our responsibility is to express an opinion on these financial results based on our audit of such interim financial statements, which have been prepared in accordance with the recognition and measurement principles laid down in Accounting Standard for Interim Financial Reporting (AS) 25, prescribed, under Section 133 of the Companies Act, 2013 read with relevant rules issued there under and other accounting principles generally accepted in India.
2. We conducted our audit in accordance with the auditing standards generally accepted in India. Those standards require that we plan and perform the audit to obtain reasonable assurance about whether the financial results are free of material misstatement(s). An audit includes examining, on a test basis, evidence supporting the amounts disclosed as financial results. An audit also includes assessing the accounting principles used and significant estimates made by management. We believe that our audit provides a reasonable basis for our opinion.
3. In our opinion and to the best of our information and according to the explanations given to us these quarterly financial results as well as the year to date results:
 - (i) are presented in accordance with the requirements of Regulation 33 of the SEBI (Listing Obligations and Disclosure Requirements) Regulations, 2015 in this regard; and





Rahul Kakani & Associates

Chartered Accountants

Office Address: - 401, M.V. House, Opp. Hatisingh Jain Temple, Shahibaug Road, Shahibaug,
Ahmedabad - 380 004. (Mo. No. - 80004 35262), E-mail ID- carahulkakani@gmail.com

- (ii) give a true and fair view of the net profit/ loss and other financial information for the quarter ended 31st March, 2016 as well as the year to date results for the period from 1st April, 2015 to 31st March, 2016.

Place: Ahmedabad

Date: 13th May, 2016

For ,Rahul Kakani & Associates,
Chartered Accountants


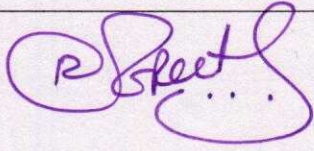
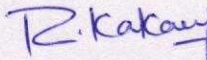

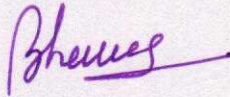


R. Kakani

(Mr. Rahul Kakani)
(Proprietor/Partner)
(Membership No.132796)

Compliance under Regulation 33 of Securities and Exchange Board of India (Listing Obligations and Disclosure Requirements) Regulations, 2015

FORM A (for audit report with unmodified opinion) Consolidated

1.	Name of the company	Mishtann Foods Limited
2.	Annual financial statements for the year ended	31 st March, 2016
3.	Type of Audit observation	Un Qualified
4.	Frequency of observation	N.A.
5.	To be signed by-	
	1. Mr. Hiteshkumar Patel CEO/Managing Director	
	2. Mr. Ravikumar G. Patel CFO	
	3. Mr. Rahul Kakani Proprietor/Partner Membership No.132796 For, Rahul Kakani & Associates, Chartered Accountants Firm Regi.No :130198W	 
	4. Mr. Bhaveshkumar Patel Audit Committee Chairman	



2. Annexure-IX of Clause 41

(Rs. in Lakhs)

Consolidated Statement of Assets and Liabilities		As at	As at
Particulars		(current year end)	(previous year end)
		(31/03/2016)	(31/03/2015)
A	EQUITY AND LIABILITIES		
1	Shareholders' funds		
	(a) Share capital	1,001.61	1,001.61
	(b) Reserves and surplus	47.36	6.62
	(c) Money received against share warrants	-	-
	Sub-total - Shareholders' funds	1,048.97	1,008.23
2	Share application money pending allotment	-	-
3	Minority interest *	-	-
4	Non-current liabilities		
	(a) Long-term borrowings	3,054.53	546.53
	(b) Deferred tax liabilities (net)	1.43	0.01
	(c) Other long-term liabilities	-	-
	(d) Long-term provisions	-	-
	Sub-total - Non-current liabilities	3,055.96	546.54
5	Current liabilities		
	(a) Short-term borrowings	-	-
	(b) Trade payables	638.85	176.05
	(c) Other current liabilities	148.95	4.52
	(d) Short-term provisions	16.29	1.96
	Sub-total - Current liabilities	804.09	182.53
	TOTAL - EQUITY AND LIABILITIES	4,909.02	1,737.30
B	ASSETS		
1	Non-current assets		
	(a) Fixed assets	1,089.19	287.15
	(b) Goodwill on consolidation *	-	-
	(c) Non-current investments	-	-
	(d) Deferred tax assets (net)	-	-
	(e) Long-term loans and advances	105.47	34.25
	(f) Other non-current assets	399.86	338.01
	Sub-total - Non-current assets	1,594.52	659.41
2	Current assets		
	(a) Current investments	54.00	-
	(b) Inventories	1,447.13	538.74
	(c) Trade receivables	1,752.79	75.26
	(d) Cash and cash equivalents	33.40	340.37
	(e) Short-term loans and advances	27.18	123.45
	(f) Other current assets	-	0.07
	Sub-total - Current assets	3,314.50	1,077.89
	TOTAL - ASSETS	4,909.02	1,737.30

* Applicable in the case of consolidated statement of assets and liabilities.

- Notes: 1. The Consolidated and Stand Alone results of the Company for the quarter ended on 31 March, 2016 have been reviewed by the Audit Committee and taken on record by Board of Directors at their meeting held on 13.05.2016.
2. Both Consolidated and Standalone financial results have been submitted to Bombay Stock Exchange. Accounting Standard 17.
3. The Equity Shares of the Company are listed on BSE Limited.
4. The figures for the quarter ended March, 2016 and March 2015 are the balancing figures between audited figures in respect of the full financial year.
5. Figures of the previous quarter have been regrouped wherever necessary.

Place : Ahmedabad
 Date : 13/05/2016



By Order of the Board of Directors
 For Mishlann Foods Limited

Hiteshkumar G. Patel
 DIN: 05340805

MD/ Director

MISHTANN FOODS LIMITED
 Regd. Office: C/808, Ganesh Meridian, Opp. Gujarat High Court,
 S.G Highway, Ahmedabad- 380060
 CIN : L26940GJ1981PLC004170
 Tel No.: 079-40023116/ 40033116
 Website: www.mishtann.com/ Email: cs@mishtann.com

Consolidated financial results of Mishtann Foods Ltd and its subsidiary for the quarter and year ended March 31, 2016.

Particulars	(Rs. in Lakhs)				
	3 months ended (31/03/2016)	3 months ended (31/12/2015)	Corresponding 3 months ended (31/03/2015) the previous year	Current year ended (31/03/2016)	Previous year ended (31/03/2015)
Income from operations					
(a) Net sales/income from operations (Net of excise duty)	5,886.76	4,126.65	88.67	12,078.35	291.83
(b) Other operating income	6.06	0.21	0.24	6.38	0.53
Total income from operations (net)	5,892.82	4,126.86	88.90	12,084.73	292.36
Expenses					
(a) Cost of materials consumed	5,797.40	4,789.41	575.72	12,592.02	754.09
(b) Purchase of stock-in-trade	-	-	-	-	-
© Changes in inventories of finished goods, work-in-progress and stock-in-trade	(35.81)	(752.90)	(504.33)	(877.69)	(503.51)
(d) Employee benefits expense	(7.25)	4.62	2.83	28.46	11.70
(e) Depreciation and amortisation expense	103.75	1.61	0.31	113.40	1.24
(f) Other expenses (Any item exceeding 10% of the total expenses relating to continuing operations to be shown separately)	61.37	74.33	9.29	170.70	22.79
Total expenses	5,919.46	4,117.07	83.82	12,026.89	286.31
Profit / (Loss) from operations before other income, finance costs and exceptional items (1-2)	(26.65)	9.79	5.08	57.84	6.05
Other income	-	-	-	-	-
Profit / (Loss) from ordinary activities before finance costs and exceptional items (3 + 4)	(26.65)	9.79	5.08	57.84	6.05
Finance costs	-	-	-	-	-
Profit / (Loss) from ordinary activities after finance costs but before exceptional items (5 + 6)	(26.65)	9.79	5.08	57.84	6.05
Exceptional items	-	-	-	-	-
Profit / (Loss) from ordinary activities before tax (7 + 8)	(26.65)	9.79	5.08	57.84	6.05
Tax expense - Provision for taxation	14.95	3.00	1.68	17.10	1.84
Net Profit / (Loss) from ordinary activities after tax (9 + 10)	(41.60)	6.80	3.40	40.74	4.21
Extraordinary items	-	-	-	-	-
Net Profit / (Loss) for the period (11 + 12)	(41.60)	6.80	3.40	40.74	4.21
Share of profit / (loss) of associates*	-	-	-	-	-
Minority interest *	-	-	-	-	-
Net Profit / (Loss) after taxes, minority interest and share of profit / (loss) of associates (13 + 14 + 15) *	(41.60)	6.80	3.40	40.74	4.21
Paid-up equity share capital (Face Value of the Share shall be indicated)	1,001.61	1,001.61	1,001.61	1,001.61	1,001.61
Reserve excluding Revaluation Reserves as per balance sheet of previous accounting year	-	-	-	-	-
Earnings per share (before extraordinary items) (of Rs. /- each) (not annualised):					
(a) Basic	(0.03)	0.07	0.03	0.41	0.04
(b) Diluted	0.00	0.00	0.00	0.00	0.00
Earnings per share (after extraordinary items) (of Rs. /- each) (not annualised):					
(a) Basic	(0.03)	0.07	0.03	0.41	0.04
(b) Diluted	0.00	0.00	0.00	0.00	0.00

- Notes:** 1. The Consolidated and Stand Alone results of the Company for the quarter ended on 31 March, 2016 have been reviewed by the Audit Committee and taken on record by Board of Directors at their meeting held on 13.05.2016.
 2. Both Consolidated and Standalone financial results have been submitted to Bombay Stock Exchange Accounting Standard 17.
 3. The Equity Shares of the Company are listed on BSE Limited.
 4. The figures for the quarter ended March, 2016 and March 2015 are the balancing figures between audited figures in respect of the full financial year.
 5. Figures of the previous quarter have been regrouped wherever necessary.

Place : Ahmedabad
 Date : 13/05/2016



By Order of the Board of Directors
 For, Mishtann Foods Limited
 Hiteshkumar G. Patel
 DIN: 05340865
 MD/Director



Rahul Kakani & Associates

Chartered Accountants

Office Address: - 401, M.V. House, Opp. Hatisingh Jain Temple, Shahibaug Road, Shahibaug,
Ahmedabad - 380 004. (Mo. No. - 80004 35262), E-mail ID- carahulkakani@gmail.com

Auditor's Report On Quarterly Consolidated Financial Results and Consolidated Year to Date Results of the Company Pursuant to the Regulation 33 of the SEBI (Listing Obligations and Disclosure Requirements) Regulations, 2015

**INDEPENDENT AUDITOR'S REPORT
TO BOARD OF DIRECTORS OF MISHTANN FOODS LIMITED**

1. We have audited the quarterly consolidated financial results of **Mishtann Foods Limited** ("the company") for the quarter ended 31st March, 2016 and the consolidated year to date results for the period 01st April, 2015 to 31st March, 2016, attached herewith, being submitted by the company pursuant to the requirement of Regulation 33 of the SEBI (Listing Obligations and Disclosure Requirements) Regulations, 2015. These consolidated quarterly financial results as well as the consolidated year to date financial results have been prepared from consolidated interim financial statements, which are the responsibility of the company's management. Our responsibility is to express an opinion on these consolidated financial results based on our audit of such consolidated interim financial statements, which have been prepared in accordance with the recognition and measurement principles laid down in Accounting Standard for Interim Financial Reporting (AS 25 / Ind AS 34), mandated under Section 133 of the Companies Act, 2013 read with relevant rules issued there under or by the Institute of Chartered Accountants of India, as applicable and other accounting principles generally accepted in India.
2. We conducted our audit in accordance with the auditing standards generally accepted in India. Those standards require that we plan and perform the audit to obtain reasonable assurance about whether the financial results are free of material misstatement(s). An audit includes examining, on a test basis, evidence supporting the amounts disclosed as financial results. An audit also includes assessing the accounting principles used and significant estimates made by management. We believe that our audit provides a reasonable basis for our opinion.
3. In our opinion and to the best of our information and according to the explanations given to us these consolidated quarterly financial results as well as the consolidated year to date results:





Rahul Kakani & Associates

Chartered Accountants

Office Address: - 401, M.V. House, Opp. Hatisingh Jain Temple, Shahibaug Road, Shahibaug,
Ahmedabad - 380 004.(Mo. No. - 80004 35262), E-mail ID- carahulkakani@gmail.com

- a. include the quarterly financial results and year to date of the following entities (list of entities included in consolidation);
 - i. Mishtann Foods Limited
 - ii. Mishtann Agro Private Limited
- b. have been presented in accordance with the requirements of Regulation 33 of the SEBI (Listing Obligations and Disclosure Requirements) Regulations, 2015 in this regard; and
- c. give a true and fair view of the consolidated net profit/loss and other financial information for the quarter ended 31st March, 2016 as well as the consolidated year to date results for the period from 01st April, 2015 to 31st March, 2016.

For ,Rahul Kakani & Associates,
Chartered Accountants



R. Kakani

(Mr.Rahul Kakani)
(Proprietor/Partner)
(Membership No.132796)

Place: Ahmedabad
Date: 13th May, 2016